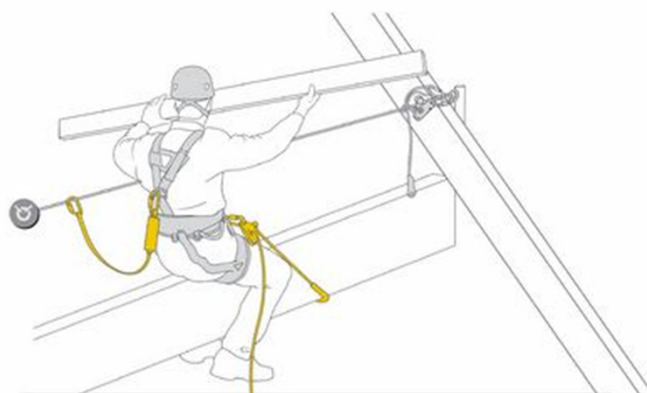
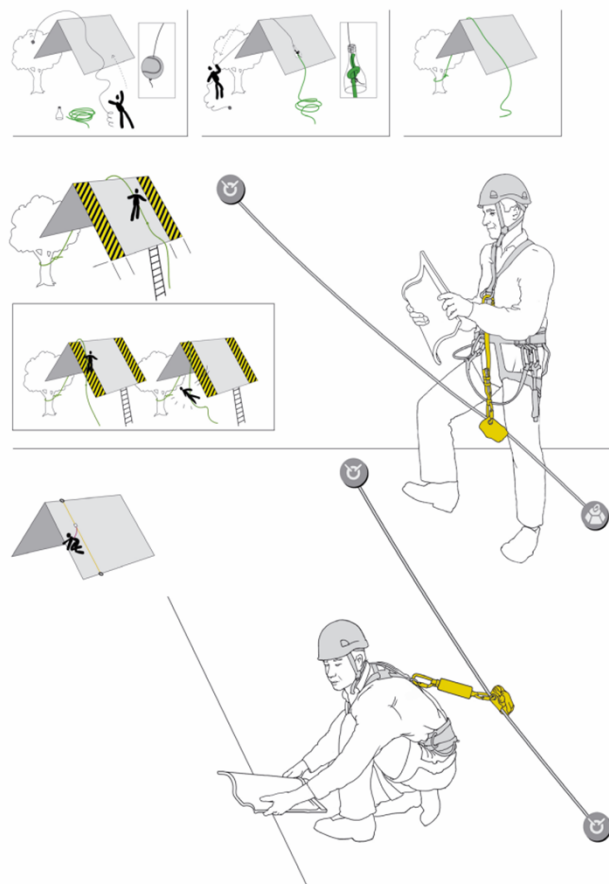
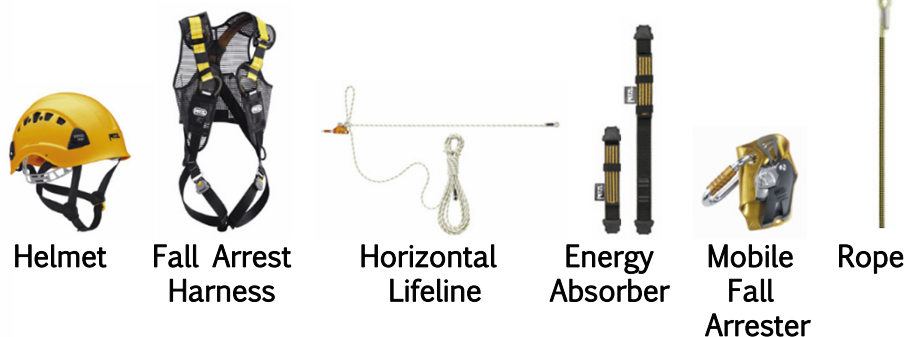




A safety device must be put in place before working on a roof for protection in case of slips or falls. The type of system is determined by the length of the operation. If the operation is long, it should be protected by fixed fall protection in order to eliminate any risk of falling. If it is a short-term, temporary operation, individual protection is used. (PPE is necessary in either case for installing the fixed fall protection if the building is not already equipped with it). In this situation, there is a great risk of falling. Each person must use a fall arrest system (for example, energy absorber with mobile fall arrester and safety rope). If fixed fall protection is present and adequate for fall protection, a work positioning system with adjustable lanyard is the perfect solution.



Components & Recommended Accessories



Helmet

Fall Arrest
Harness

Horizontal
Lifeline

Energy
Absorber

Mobile
Fall
Arrester

Rope